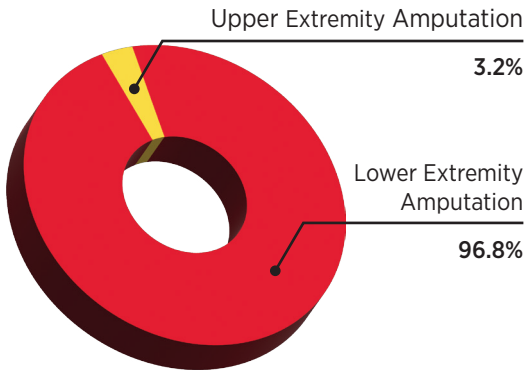


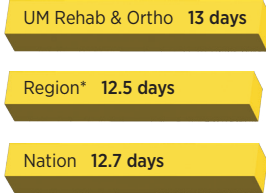
# Amputee Rehabilitation Program | 2023

**NUMBER OF PATIENTS: 52**

## LEVEL OF AMPUTATION

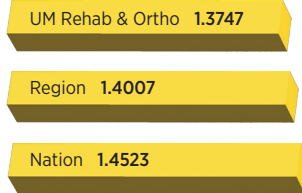


## AVERAGE LENGTH OF STAY



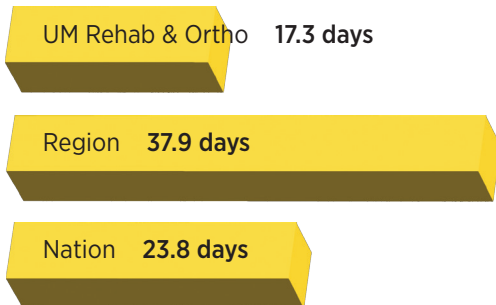
\*Region: MD, WV, PA, DE & DC

## CASE MIX INDEX (CMI)



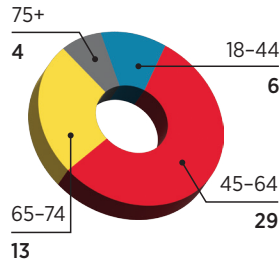
Higher number indicates increased medical complexity

## AVERAGE DAYS FROM ONSET

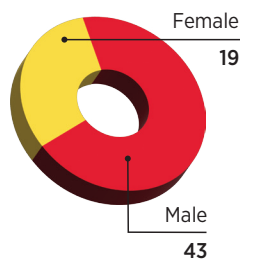


Our patients come to rehab earlier

## AGE (Average Age: 58.6)

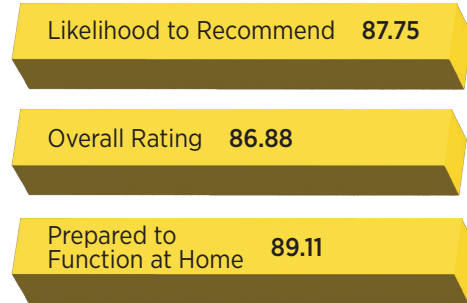


## GENDER

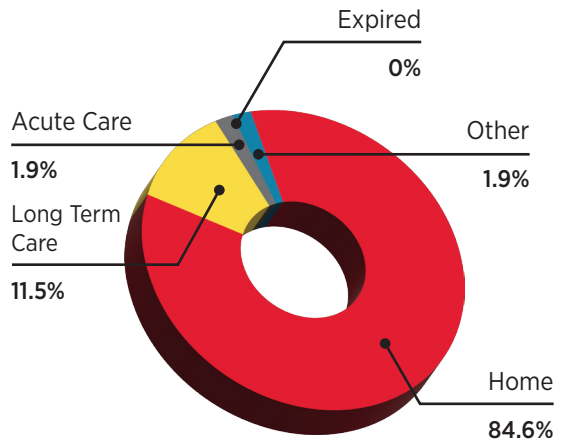


## QUALITY & SATISFACTION

(Based on Press Ganey scores (0-100) / UM Rehab & Ortho mean score)



## DISCHARGE SETTING



## FUNCTIONAL OUTCOMES

Change in Self-Care	UM Rehab & Ortho	16.20
	Expected Ave	13.60
Change in Mobility	UM Rehab & Ortho	30.50
	Expected Ave	28.50
Functional Efficiency (higher number is better)	UM Rehab & Ortho	3.86
	Expected Ave	2.96