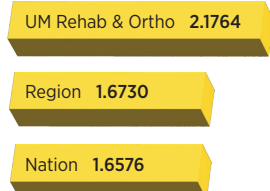


Spinal Cord Injury Rehabilitation | 2023

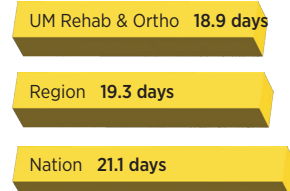
NUMBER OF PATIENTS: 121

CASE MIX INDEX (CMI)



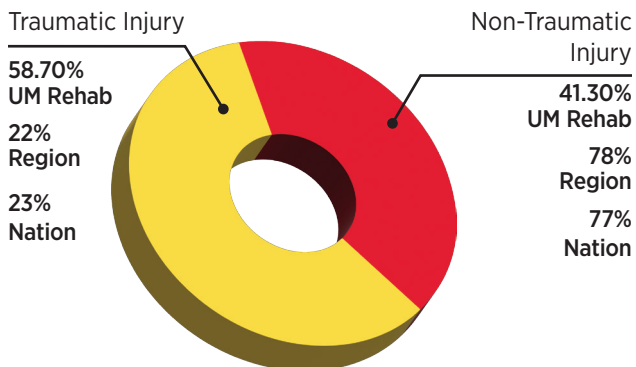
Higher number indicates increased medical complexity

AVERAGE DAYS FROM ONSET



Our patients come to rehab earlier

INJURY

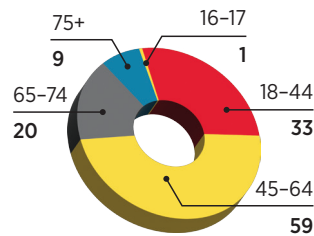


AVERAGE LENGTH OF STAY

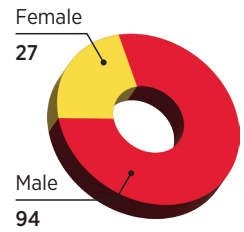


*Region: MD, WV, PA, DE & DC

AGE (Average Age: 53.1)

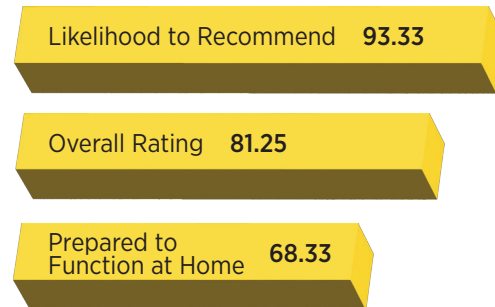


GENDER

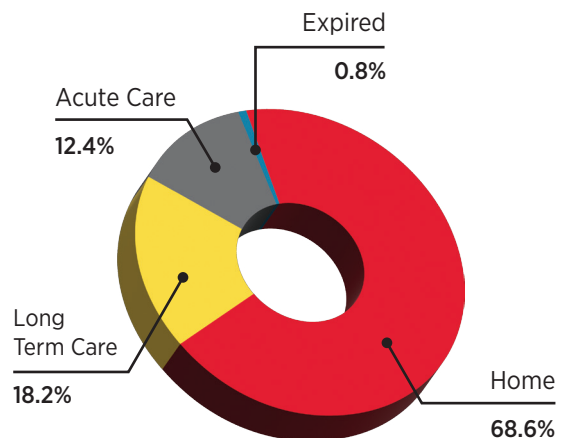


QUALITY & SATISFACTION

(Based on Press Ganey scores (0-100) /
UM Rehab & Ortho mean score)



DISCHARGE SETTING



FUNCTIONAL OUTCOMES

Change in Self-Care	UM Rehab & Ortho	16.30
	Expected Ave	13.40
Change in Mobility	UM Rehab & Ortho	37.30
	Expected Ave	29.70
Functional Efficiency (higher number is better)	UM Rehab & Ortho	2.65
	Expected Ave	2.19